

# GAR Bulletin

## Government Assisted Refugee Bulletin

2024 Calendar Year

STATISTICAL HIGHLIGHTS

1st quarter Jan 01 - Mar 31, 2024

# ARRIVALS

Total  
Arrivals

777  
320



Arrived **directly** to BC



Arrived as **secondary migrants** from other provinces to BC



Self relocated within BC

**611** GAR

**255**

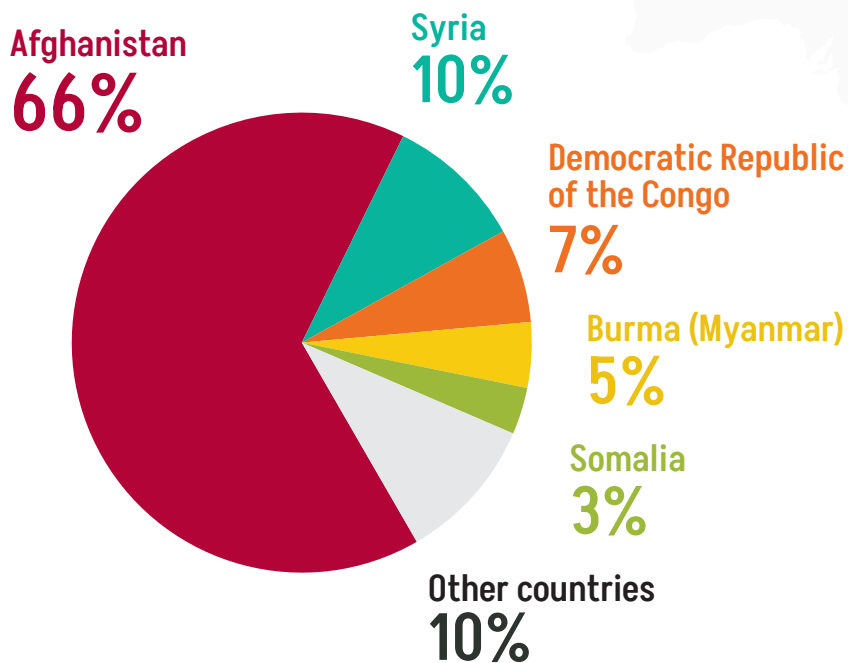
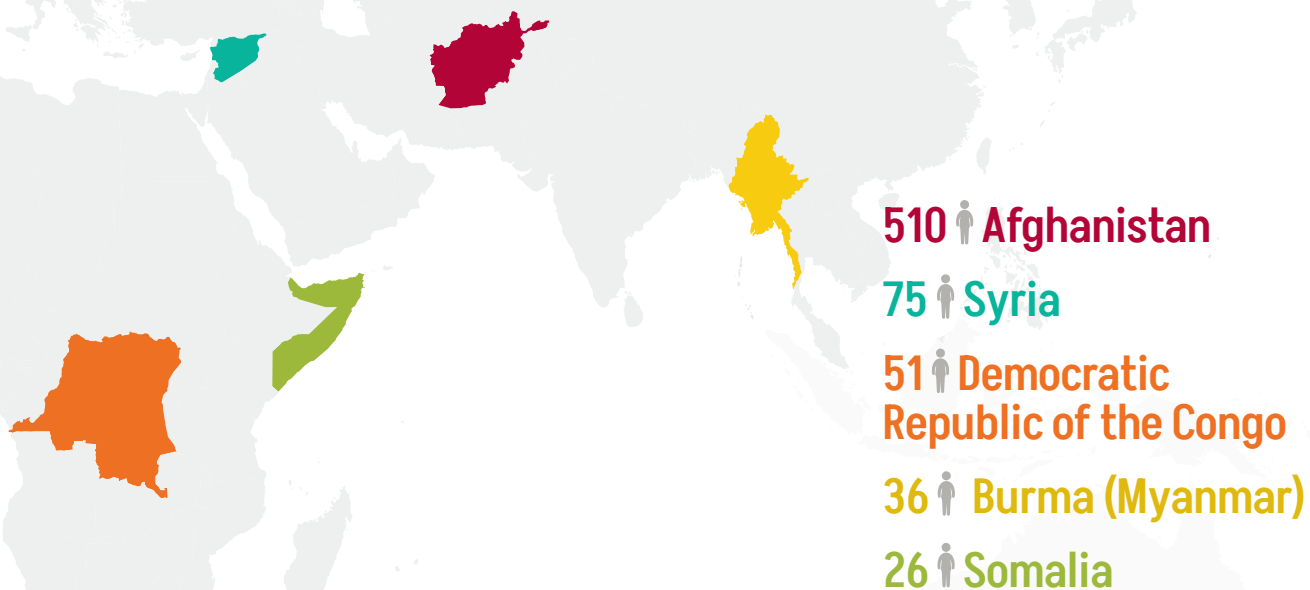
**145** GAR

**55**

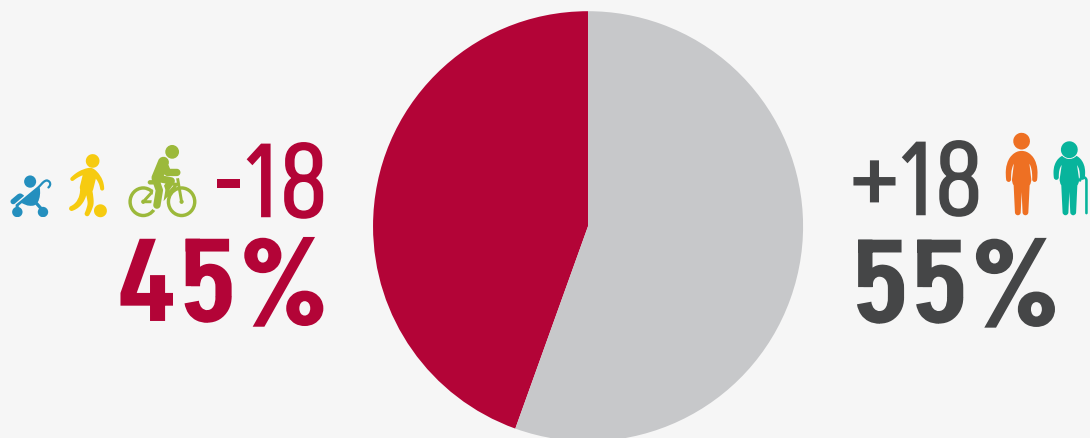
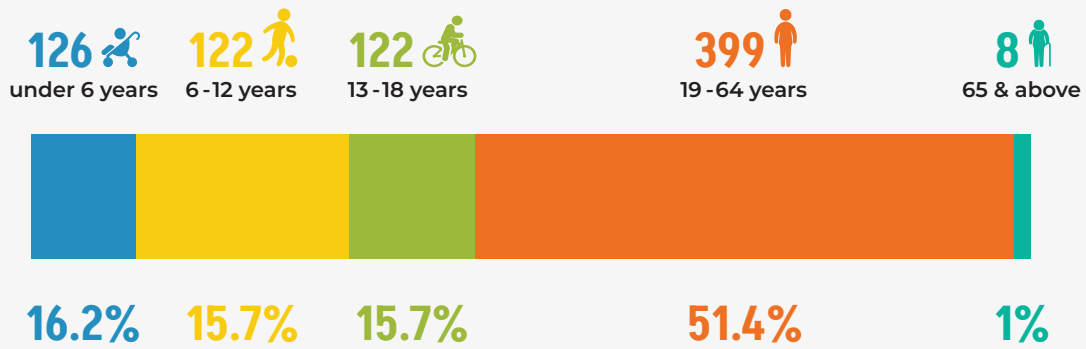
**21** GAR

**10**

# TOP 5 SOURCE COUNTRIES



# AGE BREAKDOWN



# TOP 5 DESTINATION BY MUNICIPALITY

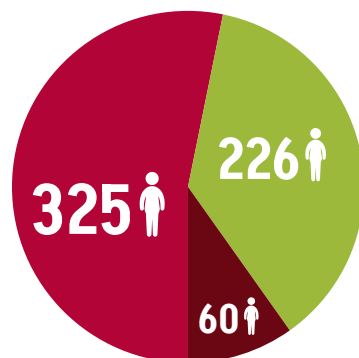
246  Surrey  
76%

49  Delta  
15%

13  Vancouver  
4%

4  New Westminister  
1%

3  Coquitlam  
1%





**53%**  
Housing In  
Metro Vancouver

**37%**  
Temporary  
accommodations

**10%**  
Housing  
outside BC

# SELF-TRANSFER ORIGINAL DESTINATION

**145** GAR   
**55** 



환영합니다

欢迎

Bienvenido

歡迎

مرحباً

Welcome

Bienvenue

# TOP 10

Bienvenido

欢迎

شہ راغلاست

Добро пожалова

Mabuhay

አንድን ሰዓት ምን ሰዓት

خوش آمدید

አንድን ሰዓት ምን ሰዓት

# LANGUAGE

አንድን ሰዓት ምን ሰዓት

خوش آمدید

مرحباً

Welcome

አንድን ሰዓት ምን ሰዓት

አንድን ሰዓት ምን ሰዓት

欢迎

Mabuhay

Bienvenido

Добро пожаловать

come

환영합니다

환영합니다

Добро пожаловать

مرحباً

Mabuhay

歡迎

Welcome

شہ راغلاست

Pashto 256



Dari 230



Arabic 93



Rohingya 36



Somali 35



Swahili 26



Kinyarwanda 24



Farsi (Persian) 18



Spanish 15



Aklanon 9



# LOOKING AHEAD

- » In 2024 we anticipate reduced **GAR** arrivals nationally owing to the end of the **Afghan** Special Initiative and a reduction in **GAR** targets in the 2024-2026 Immigration Levels Plan.
- » Arrivals will continue from diverse countries of origin

