

# GAR

Government Assisted  
Refugee Bulletin  
2018 Calendar Year

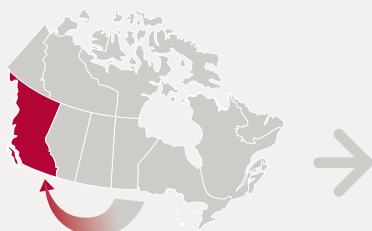
## STATISTICAL HIGHLIGHTS

4th quarter  
Oct 01, 2018 - Dec 31, 2018

# Arrivals



Arrived **directly** to BC



arrived as **secondary migrants**  
from **other provinces** to BC

**17%** of the **yearly total** arrived  
from **Oct-Dec**

Oct-Dec

**141** GAR   
**74** 

+

**7** GAR   
**2** 

**148**   
**76** 

Jan-Dec

**730** GAR   
**319** 

+

**34** GAR   
**17** 

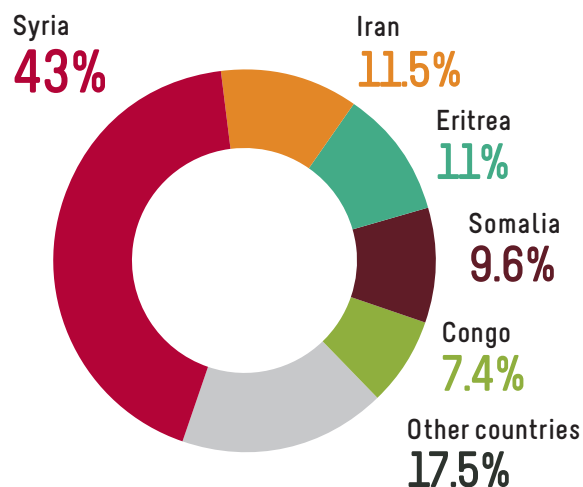
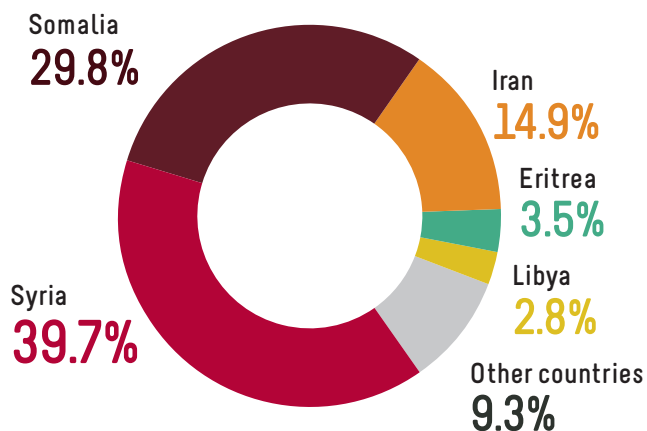
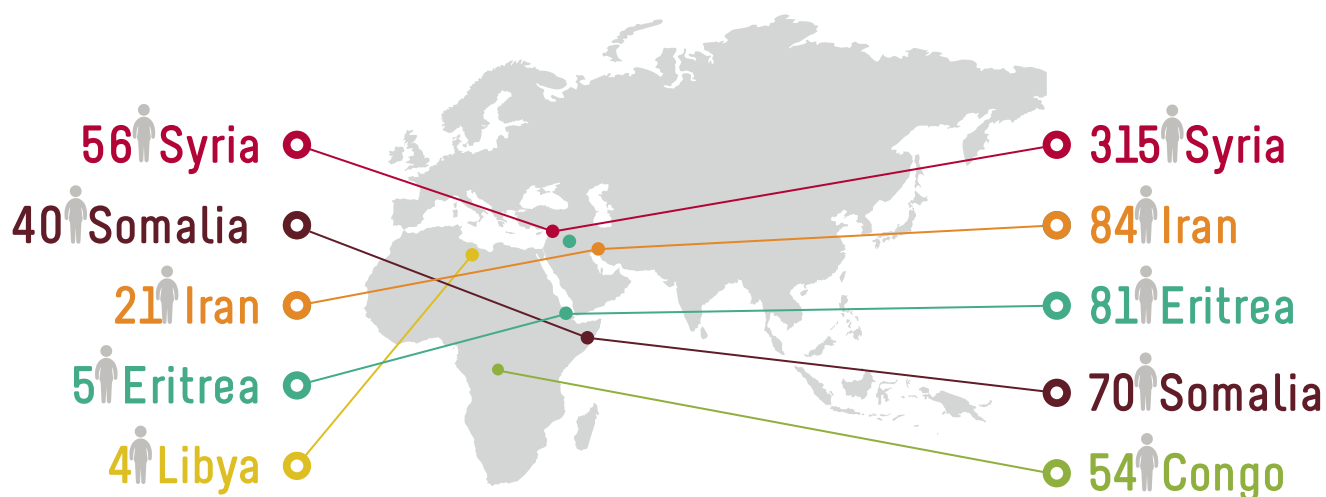
**764**   
**336** 



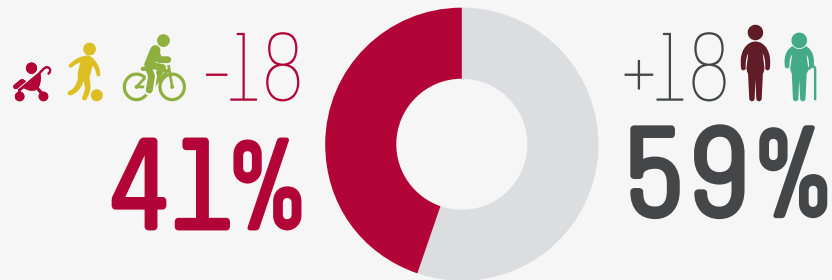
# Top 5 source countries

Oct-Dec

Jan-Dec



# Age breakdown

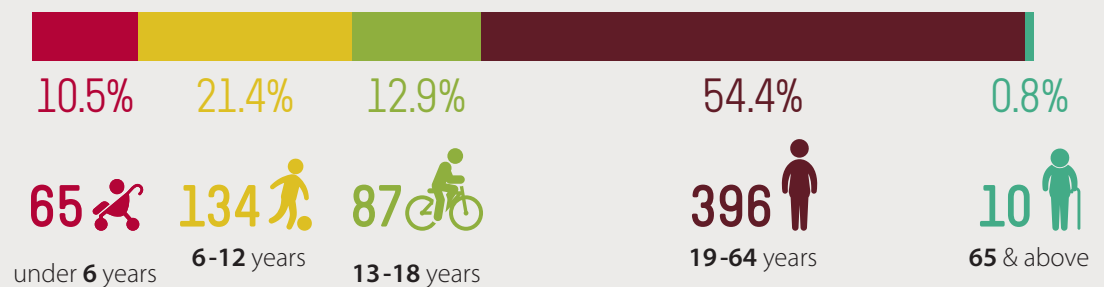


Oct-Dec

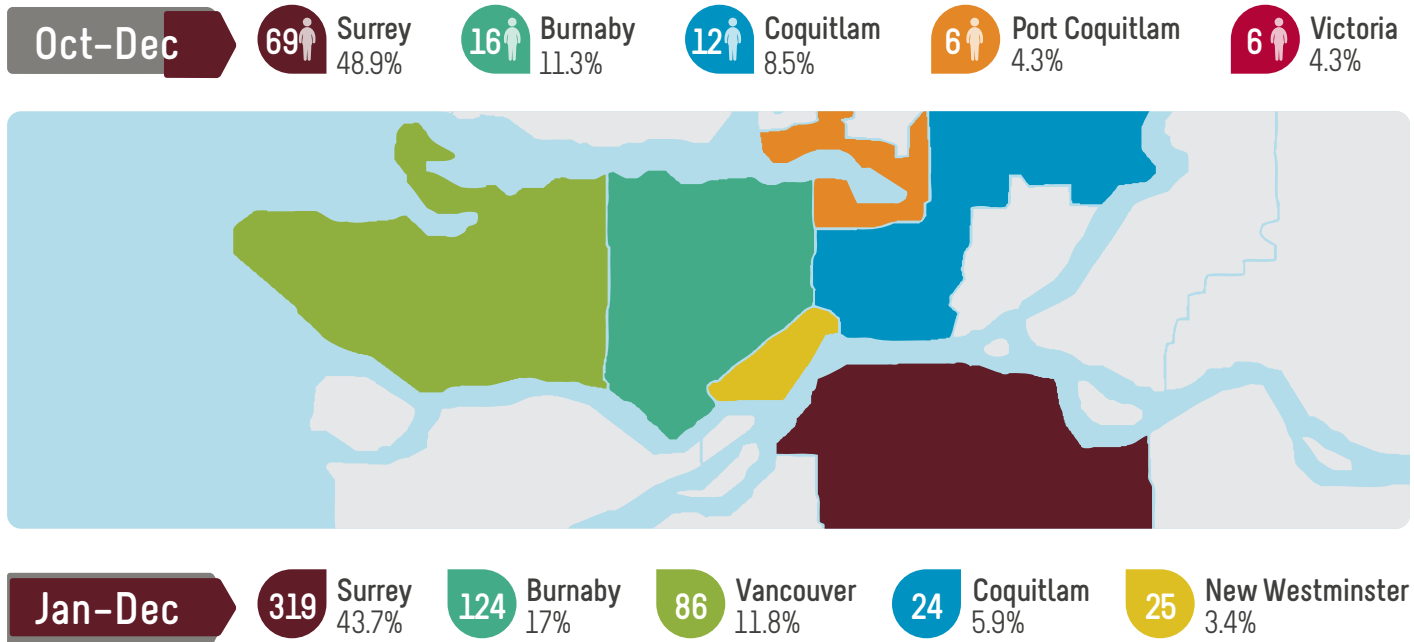


-VS-

Jan-Dec



# Top 5 destinations by municipality



**Oct-Dec**

Total arrivals awaiting permanent housing:

27

15 Syria  
+ 4 Iran =

19  
KELOWNA

**Jan-Dec**

Ethiopia = 1  
NANAIMO

Syria = 5  
VERNON

22 Syria  
+ 4 Iran = 26  
KELOWNA

There were 34 self-transfers in 2018 (17 family units):  
17 individuals came from Ontario, 6 from Kelowna, 5 from Saskatchewan, 3 from Alberta and 1 from New Brunswick, Nova Scotia and Quebec.  
Top countries of origin were: Syria 14 (41%), Eritrea 6 (17.7%), Somalia 5 (14.7%), Congo 3 (8.8%) and Ethiopia 3 (8.8%)

# Looking ahead

- » The **GAR** target to BC will likely remain in the 900 range.
- » Source countries will continue to have greater diversity with the majority from **Syria**.
- » Continued challenges securing permanent housing will mean increase stays in temporary housing beyond the current two week service goal.