



ISSofBC

50

YEARS OF NEW BEGINNINGS

ARRIVALS















Arrived directly to BC



arrived as secondary migrants from other provinces to BC



Self relocated within BC

Oct-Dec	Jan-Dec
416 GAR 	2294 GAR 
177 	954 
+	+
206 GAR 	540 GAR 
67 	221 
+	+
20 GAR 	42 GAR 
7 	18 



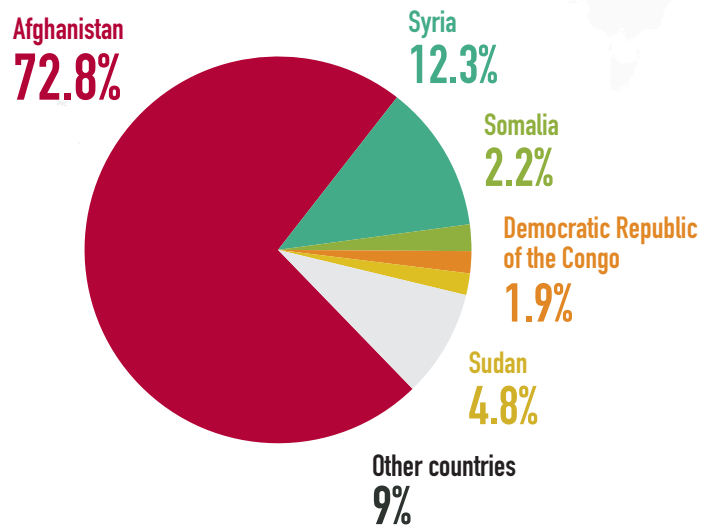
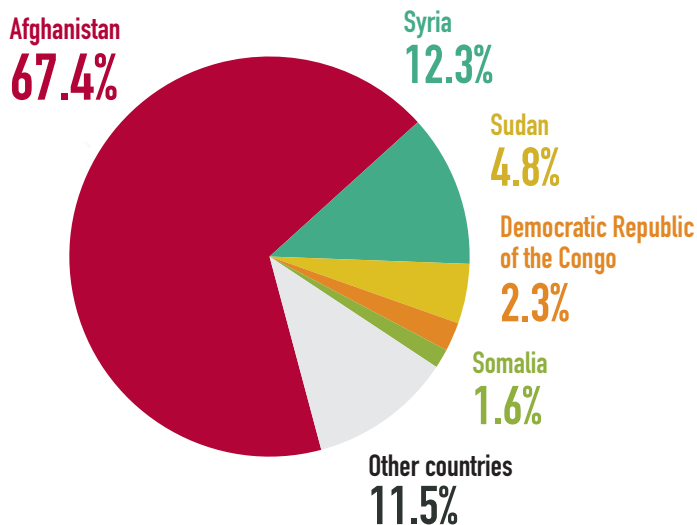
TOP 5 SOURCE COUNTRIES

Oct-Dec

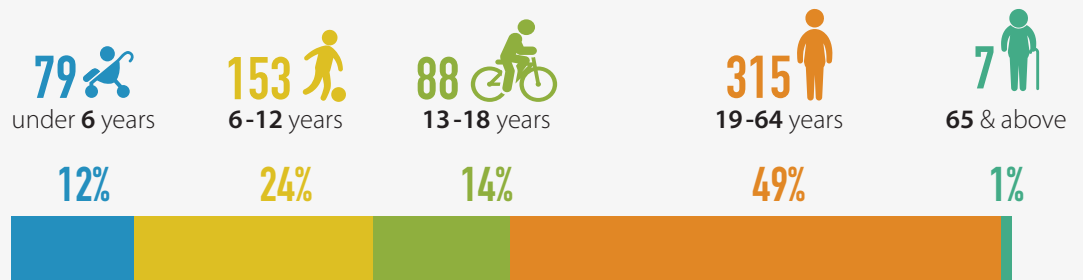
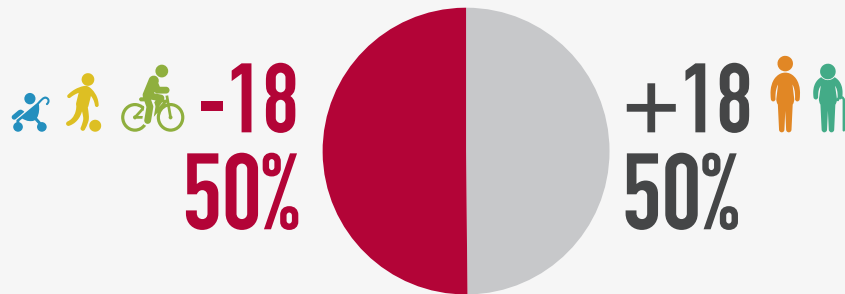
433 🧑 Afghanistan
79 🧑 Syria
31 🧑 Sudan
15 🧑 Democratic
Republic of the Congo
10 🧑 Somalia

Jan-Dec

2093 🧑 Afghanistan
355 🧑 Syria
64 🧑 Somalia
53 🧑 Democratic
Republic of the Congo
52 🧑 Sudan

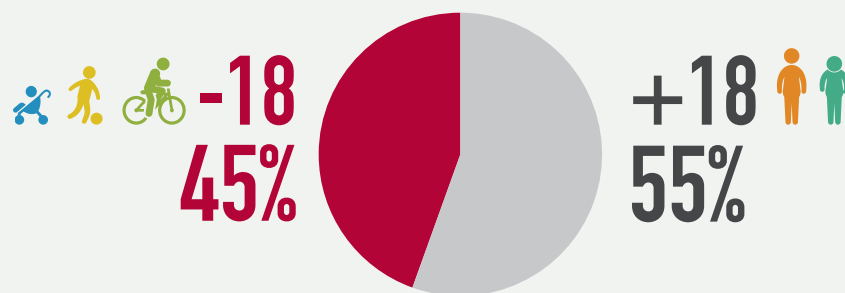
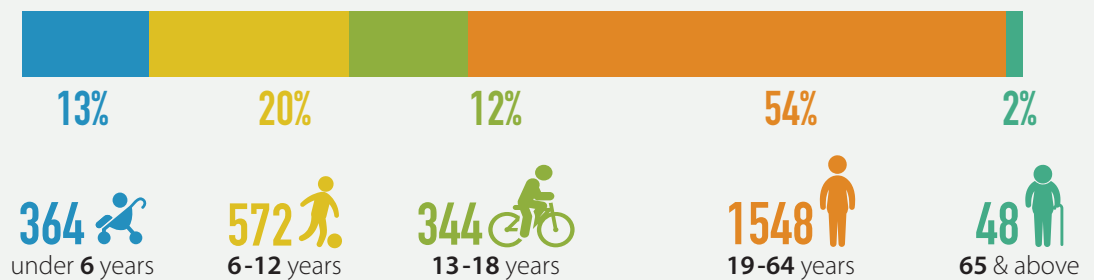


AGE BREAKDOWN



Oct-Dec

Jan-Dec



TOP 5 DESTINATIONS BY MUNICIPALITY

Oct-Dec

124  Surrey
73%

17  Vancouver
10%

9  Burnaby
5%

6  Maple Ridge
1%

5  Delta
3%



Jan-Dec

1217  Surrey
66%

148  Burnaby
8%

118  Delta
6%

106  Vancouver
6%

77  Coquitlam
4%


Oct-Dec



8%

Located outside
Metro Vancouver

Jan-Dec



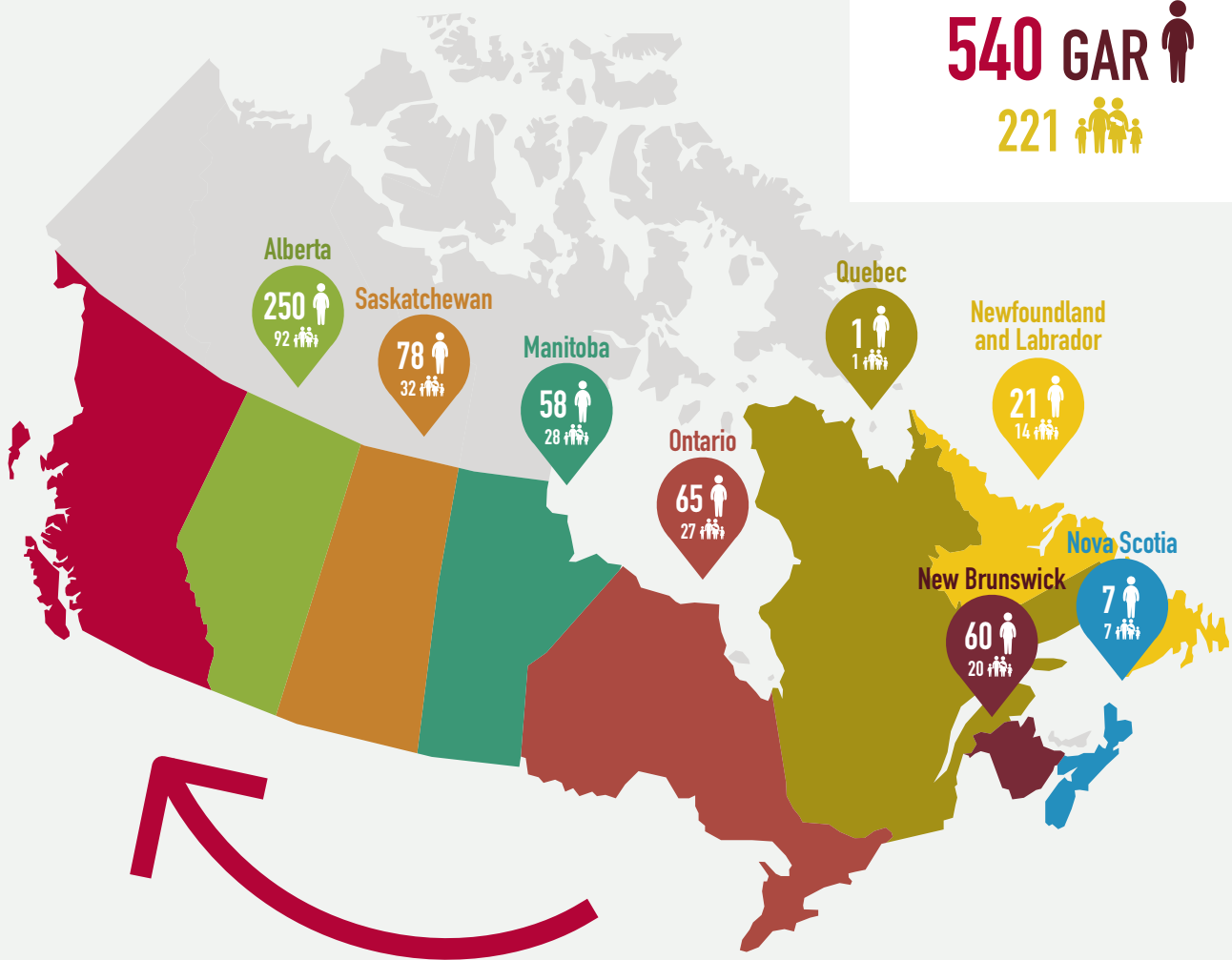
10%

Located outside
Metro Vancouver

SELF-TRANSFER ORIGINAL DESTINATION

Jan-Dec

540 GAR 
221 



Oct-Dec

206 GAR 
67 

Alberta

59 
13 

Saskatchewan

53 
18 

Manitoba

18 
5 

Ontario

26 
11 

Quebec

9 
6 

Newfoundland
and Labrador

9 
6 

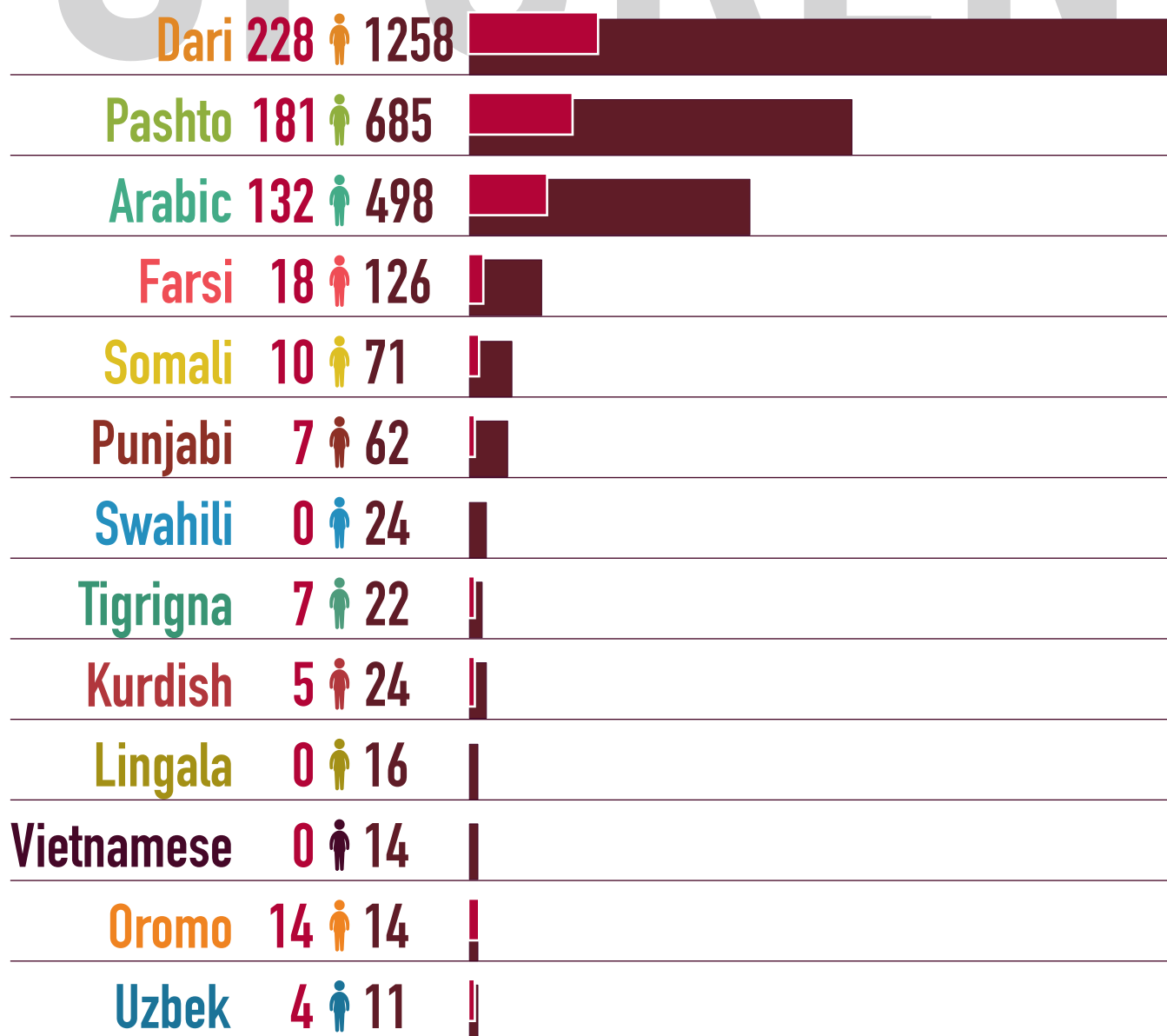
New Brunswick

38 
11 

Nova Scotia

2 
2 

LANGUAGE SPOKEN



Oct-Dec

Jan-Dec

LOOKING AHEAD TO 2023

- » In 2022, we welcomed the highest number of Government Assisted Refugees (**GARs**) in our history, welcoming **2,876 arrivals** to Metro Vancouver.
- » Although three-quarters of **GARs** arrived from **Afghanistan - 73%** and **Syria -12%**, **GARs** came from **30 other countries**, including Somalia, Democratic Republic of Congo, Sudan, Iran, Eritrea, Iraq, Vietnam, Yemen and Myanmar.
- » We anticipate continued high arrivals from a number of countries throughout 2023.

