

GAR

Government Assisted
Refugee Bulletin
2019 Calendar Year

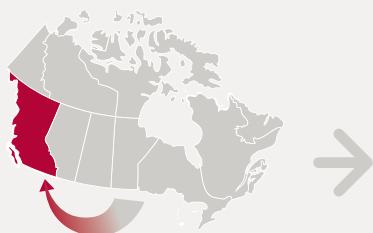
STATISTICAL HIGHLIGHTS
4th quarter
Oct 01, 2019 - Dec 31, 2019



Arrivals



Arrived **directly** to BC



arrived as **secondary migrants**
from **other provinces** to BC

41% of the **yearly total** arrived
from **Oct-Dec**

Oct-Dec

354 GAR 

160 

+

10 GAR 

2 

364 

162 

Jan-Dec

857 GAR 

367 

+

46 GAR 

22 

903 

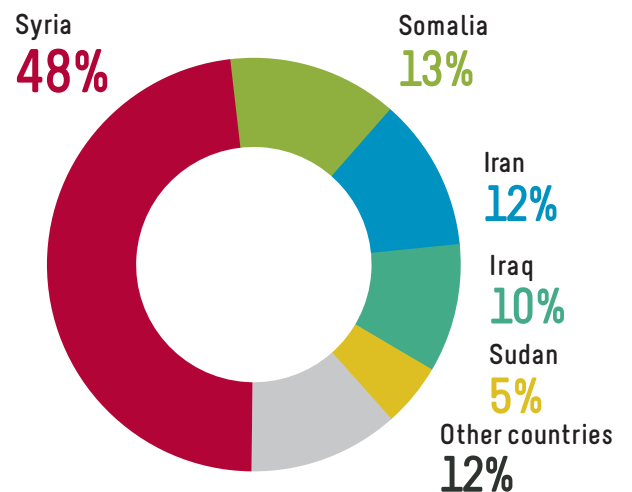
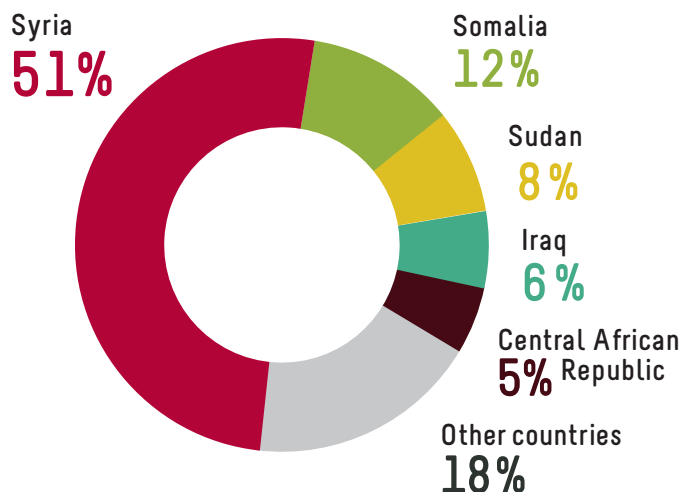
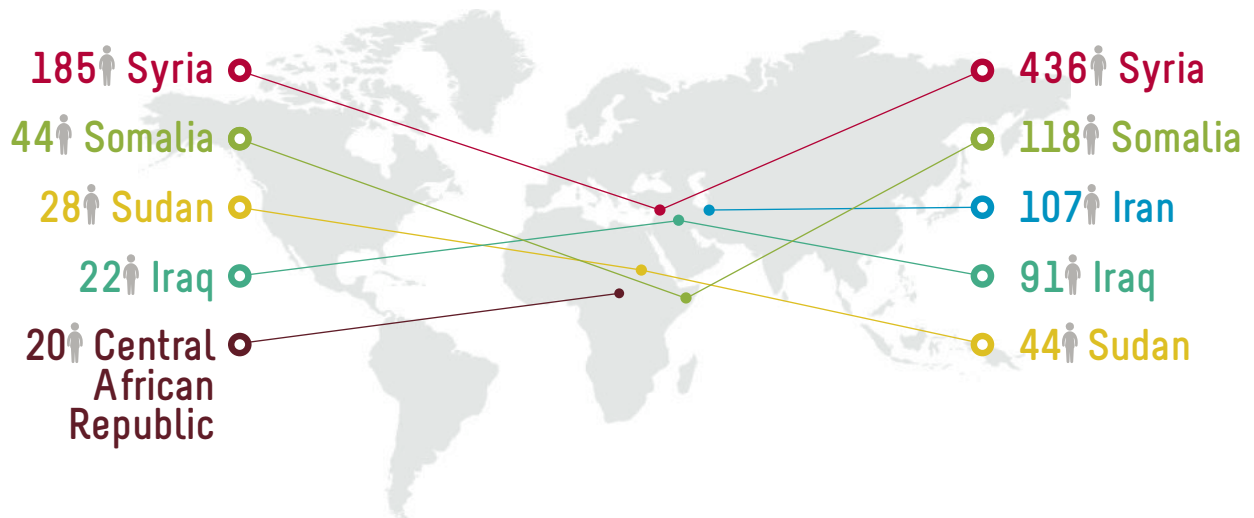
389 



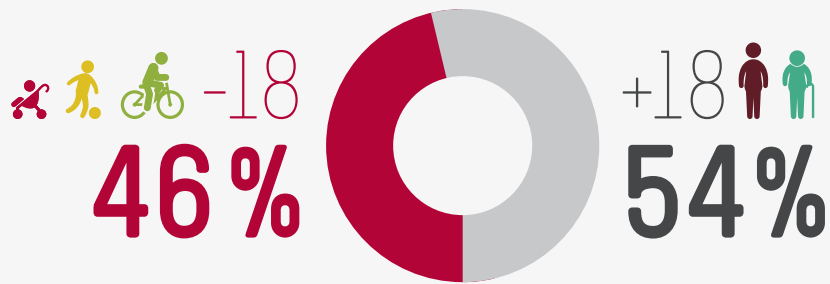
Top 5 source countries

Oct-Dec

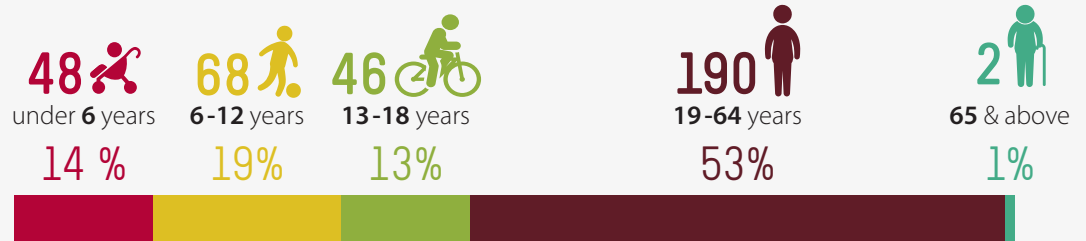
Jan-Dec



Age breakdown

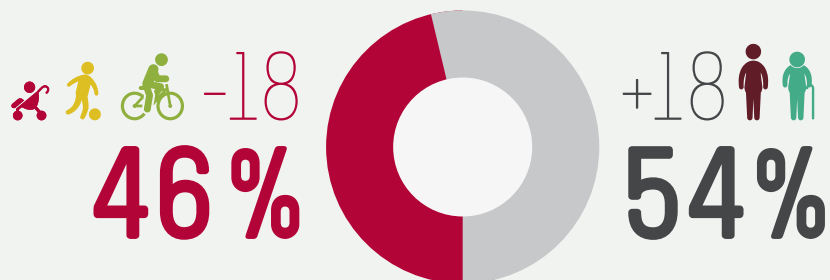
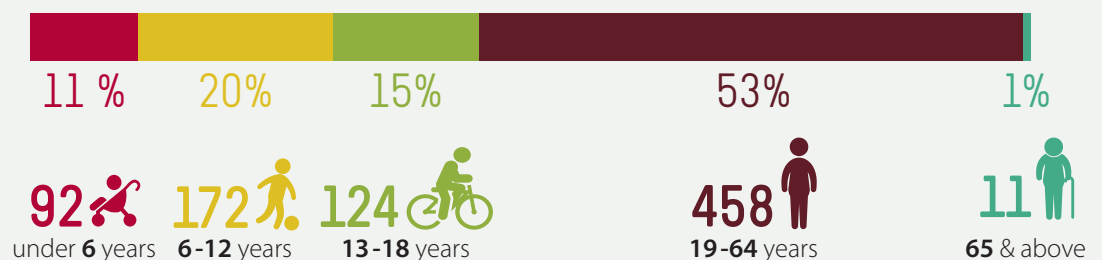


Oct-Dec



-VS-

Jan-Dec



Top 5 destinations by municipality

Oct-Dec

147

Surrey
49%

27

Richmond
7%

20

Burnaby
6%

19

New Westminster
5%

15

Abbotsford
4%



Jan-Dec

372

Surrey
43%

85

Coquitlam
10%

66

Burnaby
8%

41

Abbotsford
5%

39

Delta
5%

Oct-Dec

22 Syria
8 Sudan
4 Pakistan =

34

KELOWNA

10



2



10 individuals, 8 from **Syria** self transferred from **Saskatchewan** and 2 from **Sudan** self transferred from **Newfoundland** and Labrador in this quarter.

Jan-Dec

63

KELOWNA

28 Syria
11 Ethiopia
11 Colombia
8 Sudan
4 Pakistan +
1 Afghanistan

28



5



5



4

2

2

Top countries of origin were: **Syria** 30 (65%), **Iraq** 6 (13%), **Iran** 5 (11%), **Sudan** 2 (4%). One client came from Eritrea, one from **Ethiopia** and 1 from **Uganda**.

There were 46 self-transfers in 2019, 28 individuals came from Saskatchewan, 5 from Alberta, 5 from Ontario, 4 from Quebec, 2 from Newfoundland and Labrador, and 2 from Nova Scotia.

Looking ahead

- » Metro Vancouver **GAR** target will likely remain around **925 individual**;
- » Source countries are not expected to change significantly between a focus from the **Middle East** and **Africa**;
- » Due to on going challenges in securing permanent housing, we anticipate longer term temporary housing stays of 4+ weeks.