



GAR Bulletin


Government Assisted Refugee Bulletin

2023 Calendar Year

STATISTICAL HIGHLIGHTS

4th quarter Oct 01, 2023 - Dec 31, 2023

ARRIVALS



TOP 5 SOURCE COUNTRIES

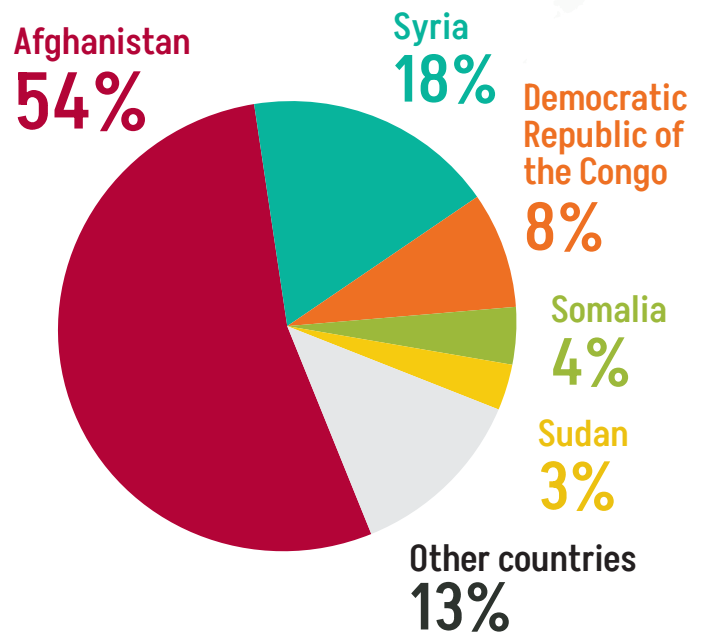
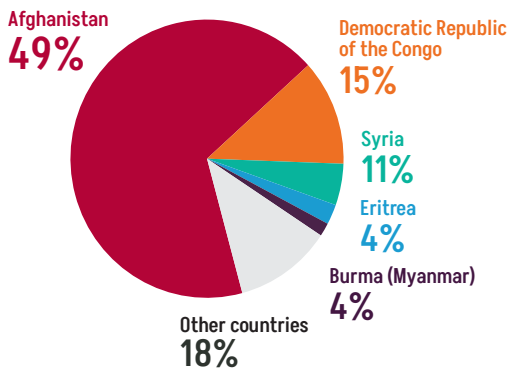


Jan-Dec

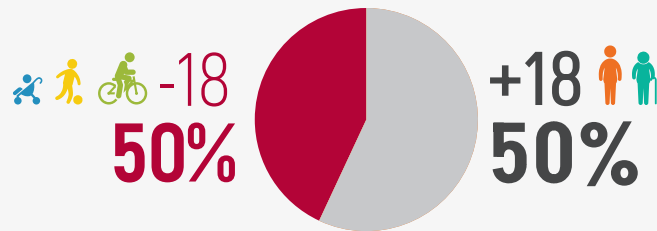
- 1500 Afghanistan
- 499 Syria
- 234 Democratic Republic of the Congo
- 115 Somalia
- 92 Sudan

Oct-Dec

- 357 Afghanistan
- 108 Democratic Republic of the Congo
- 79 Syria
- 31 Eritrea
- 29 Burma (Myanmar)

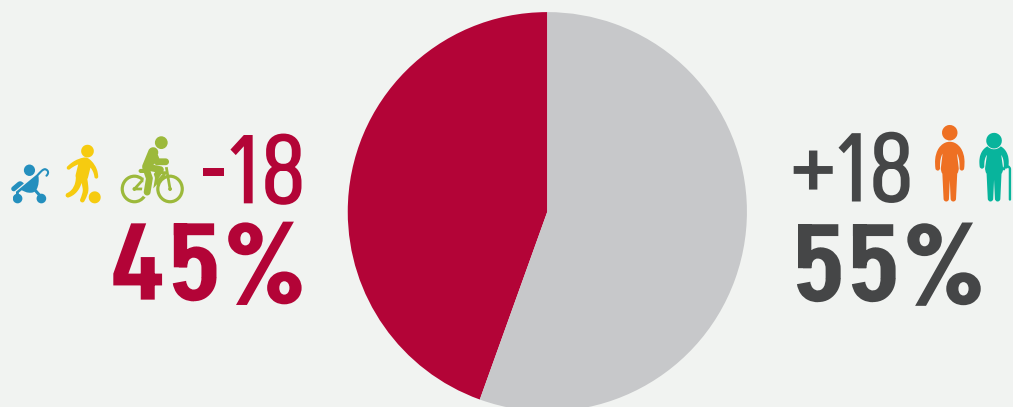
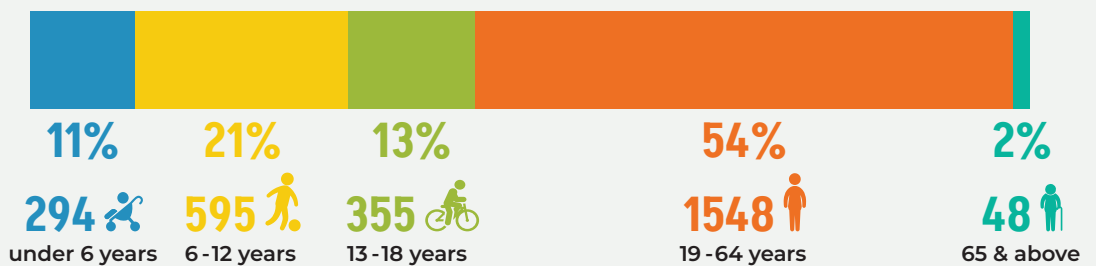


AGE BREAKDOWN



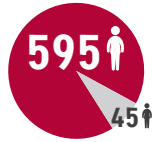
Oct-Dec

Jan-Dec



TOP 5 DESTINATION BY MUNICIPALITY

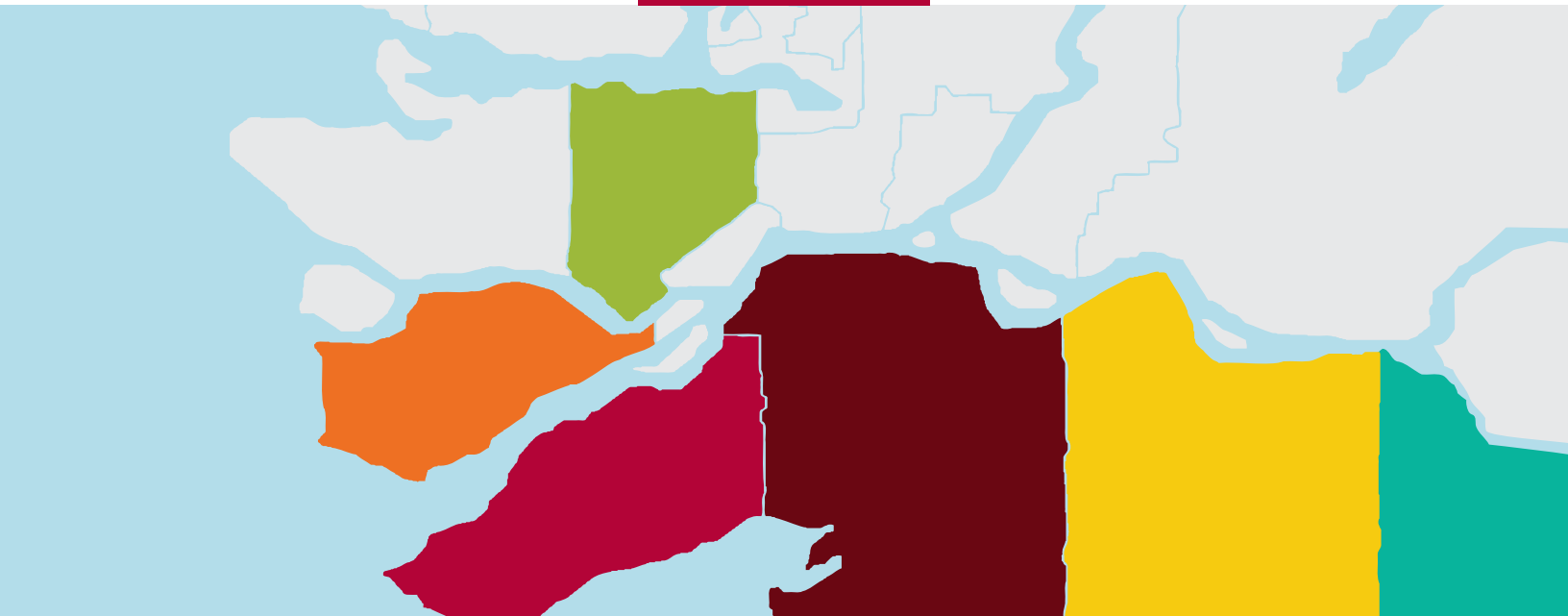
92%
Located outside
Metro Vancouver



8%
Housing outside
Metro Vancouver



Oct-Dec



Jan-Dec




91.8%
Located outside
Metro Vancouver


8.1%
Housing outside
Metro Vancouver

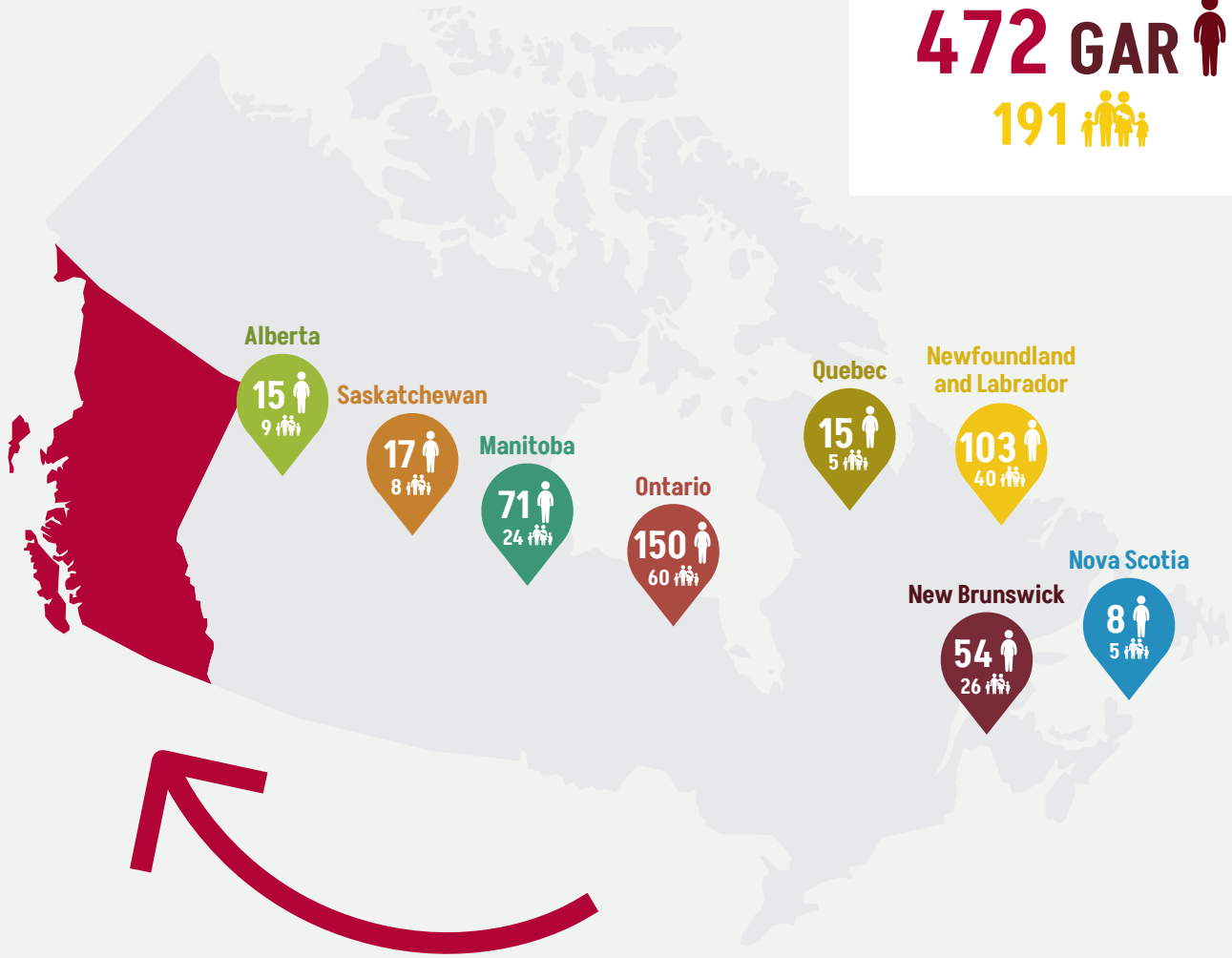
0.1%
Housing outside
Metro Vancouver

SELF-TRANSFER ORIGINAL DESTINATION

Jan-Dec

472 GAR 


191 



Oct-Dec

82 GAR 

41 



2024 HIGHLIGHTS

- » Over **2,700 GARs** arrived in BC in 2023, including those that moved from elsewhere in BC and other provinces. This total was made up of 1,213 family units.
- » Over a quarter of **GAR** arrivals in 2023 arrived between October and December. The arrivals in this final quarter of the year included a **higher percentage of GARs originally from Africa**, most prominently the Democratic Republic of Congo (DRC).
- » The top 5 source countries for **GAR** arrivals in BC during 2023 were **Afghanistan (54%), Democratic Republic of the Congo (8%), Syria (18%), Sudan (3%), and Somalia (4%)**.
- » In terms of age breakdown for those arriving in 2023, 54% of the **GAR** arrivals were between 19 and 64, while 45% were under 18 years old.
- » The top 5 municipalities that received **GAR** arrivals were **Surrey (70%), Burnaby (4%), Delta (5%), Langley (3%), and Abbotsford (3%)**.
- » Dari and Pashto, the languages most widely spoken in Afghanistan, were the first and third most widely spoken languages by **GAR** arrivals in 2023, 33% and 21% respectively, with Arabic as second at 24%.

