

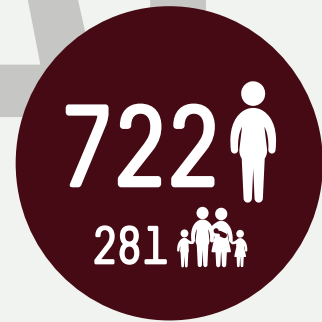


ISSofBC

50
YEARS OF NEW
BEGINNINGS

ARRIVALS

Total Arrivals



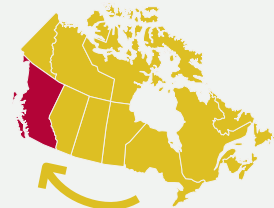
Directly to BC

637 GAR 
240 



Secondary migrants
from other
provinces to BC

83 GAR 
39 



Self-relocated
within BC

2 GAR 
2 



TOP 5 SOURCE COUNTRIES

Jan-Mar

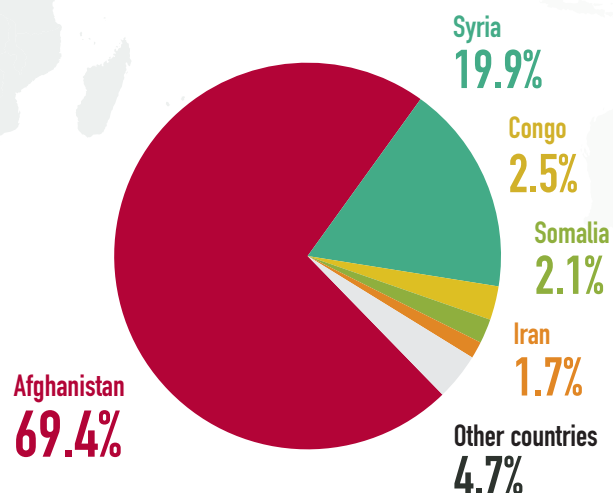
500  Afghanistan

143  Syria

18  Congo

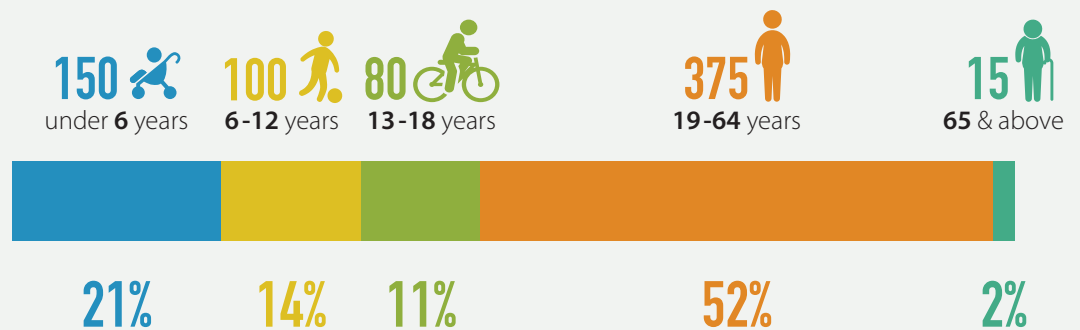
15  Somalia


12  Iran




AGE BREAKDOWN

Jan-Mar



 **-18**
46%



+18
54% 

TOP DESTINATIONS BY MUNICIPALITY

Jan - Mar

199  Surrey
31.2%

22  Delta
3.5%

22  Vancouver
3.5%

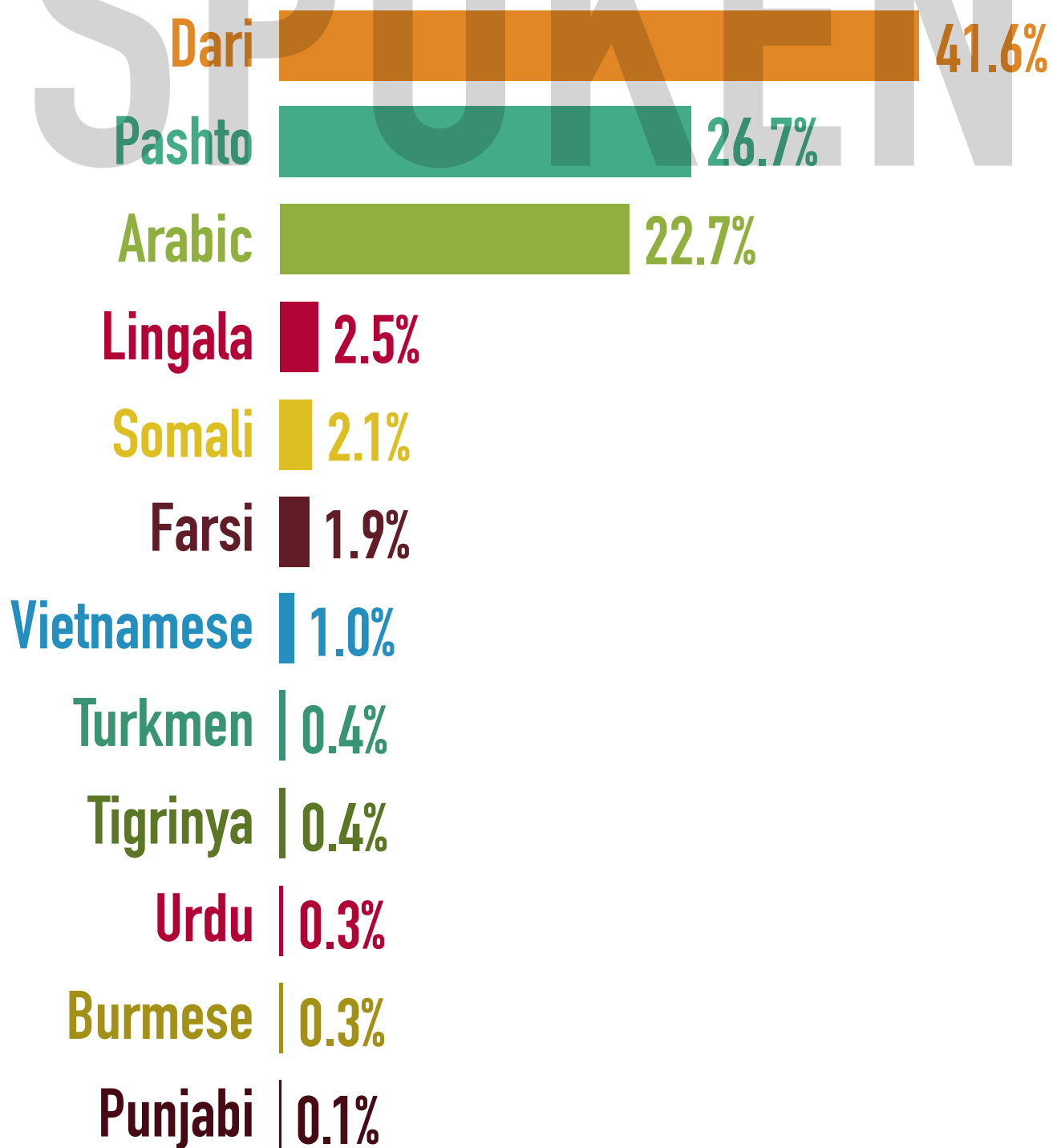
7  Burnaby
2.5%

309  Unknown
48.5%



TORONTO

LANGUAGE SPOKEN



LOOKING AHEAD TO 2022

- » As of April 1, IRCC has contracted service providers in four additional cities - Abbotsford (Archway), Nanaimo (Central Vancouver Island Multicultural Society), Kelowna (Kelowna Community Resources), and Surrey (ISSofBC), in addition to current providers in Vancouver (ISSofBC) and Victoria (Inter-Cultural Association of Greater Vancouver). **ISSofBC** looks forward to welcoming new Government Assisted Refugees through both our Vancouver and Surrey programs.
- » **GAR** targets for Metro Vancouver (Surrey and Vancouver combined) have significantly increased. This year, we anticipate receiving 2,201 new arrivals.
- » Over the coming months we will continue to receive high arrivals through both the regular and **Afghan**-specific streams.

